

Công ty TNHH TBKT An Quảng
Hotline: 0901.120122 - 0901.171667 - 0905.468093
Địa chỉ: 438 Ông Ích Khiêm - Thanh Khê - Đà Nẵng
Email: phucnt@anquang.com - kinhdoanh@anquang.com

Blue-White®

Industries, Ltd.

— METERING PUMPS — & FLOWMETERS



PRECISION CHEMICAL METERING & FLOW MONITORING

Công ty TNHH TBKT An Quảng
 Hotline: 0901.120122 - 0901.171667 - 0905.468093
 Địa chỉ: 438 Ông Ích Khiêm - Thanh Khê - Đà Nẵng
 Email: phucnt@anquang.com - kinhdoanh@anquang.com

Blue-White[®] Industries, Ltd.

BLUE-WHITE[®] HAS BEEN A LEADING MANUFACTURER OF TOP QUALITY FLOWMETERS, METERING PUMPS AND WATER TREATMENT ACCESSORIES FOR CLOSE TO SIX DECADES.

AT BLUE-WHITE[®], WE PRIDE OURSELVES on innovative engineering, quality materials of construction and excellent customer service. Our worldwide network of factory authorized representatives, distributors, dealers and warranty centers look forward to serving you. This catalog is designed to familiarize you with Blue-White's extensive product lines. If you don't see the product that meets your system requirements please contact the factory. Blue-White[®] is pleased to provide price quotation for custom calibrations and feed rates; alternate materials of construction, and private labeling to volume purchasers. In addition to the products shown on these pages, Blue-White[®] manufactures an extensive line of products for larger system requirements, including Industrial and Municipal installations.

TABLE OF CONTENTS

PROSERIES [®] S6A.....	IFC
CHEM-FEED [®] Metering Pumps.....	1
CHEM-FEED [®] C-1500N.....	1
CHEM-FEED [®] C-1700N / Flow Indicator / Foot Valve.....	2
CHEM-FEED [®] C-600P / C-600HV.....	3
CHEM-FEED [®] C-1100 Series.....	4
CHEM-FEED [®] Star System / FLEXFLO [®] Star III [®]	5
FLEXFLO [®] Peristaltic Metering Pumps / TFD.....	6-7
FLEXFLO [®] A-100N / A-1600.....	8
FLEXFLO [®] Polymer Pumps A-100NFP & A-100NVP.....	9
Micro-Flo.....	9
Acrylic Variable Area Flowmeters / F-400 Series.....	10
F-550 Series / F-300 Series.....	11
Polysulfone Variable Area Flowmeters / F-440 Series / F-450N Series.....	12
F-451 Series / F-452N Series.....	13
F-460 & F-461 Series / F-462.....	14
BW DIGI-METER [®] F-1000.....	15
BW DIGI-METER [®] F-2000.....	16
BW DIGI-METER [®] F-2000 System / Digital Hall Effect / Options / Dimensions.....	17-Back Cover

ProSeries[®] S6A Chemical Feed Sensor

The all NEW ProSeries[®] S6A Chemical Feed Sensor accurately measures chemical feed from your metering and dosing pumps. The patent pending design provides the widest flow range on the market, from 10 to 10,000 ml/min (0.158-158.5 GPH). S6A also has a low pressure drop of less than 1 PSI.

The sensor can handle harsh and corrosive chemicals with wetted components constructed out of PVDF and PEEK. The inline pipe fittings allow quick and easy installation.

The S6A has a built-in status LED light for quick visual inspection. The process control is via a configurable solid state relay, which can be configured to a close or open trigger at a set flow-rate, or a flow total for batching operation.

The highly affordable and extremely accurate S6A Chemical feed sensor is unlike anything the Industry has ever seen.

PROSERIES S6A ORDERING GUIDELINES

MODEL NUMBER	Flow Range GPH	Flow Range ml/min
S6A1X(*)X	0.158-79.2	10-5,000
S6A11(*)X	0.158-79.2	10-5,000
S6A2X(*)X	1.58-158.5	100-10,000
S6A21(*)X	1.58-158.5	100-10,000

Elastomer Material (O-Rings) OPTIONS
 (*)Replace: V=TFE/P & PVDF, E=EP & PVDF



Công ty TNHH TBKT An Quảng
 Hotline: 0901.120122 - 0901.171667 - 0905.468093
 Địa chỉ: 438 Ông Ích Khiêm - Thanh Khê - Đà Nẵng
 Email: phucnt@anquang.com - kinhdoanh@anquang.com

CHEM-FEED[®] METERING PUMPS

AN EFFICIENT, DEPENDABLE DESIGN THAT IS ECONOMICAL AND VERSATILE

CHEM-FEED[®] INJECTORS COMBINE HIGH QUALITY MATERIALS of construction and smart engineering with flexibility and value.

Because we manufacture most of the components in our own plant, including the all ball bearing gear motor, we can offer CHEM-FEED[®] metering pumps with a wide range of configuration, material, voltage and feed rate options.

All CHEM-FEED[®] metering pumps feature Blue-White's exclusive heavy duty cartridge valve head. The thoughtful design of this pump head begins with bullet cartridge valves constructed of tough PVDF plastic. Each valve has two ceramic ball checks and is double sealed with high grade Aflas o-rings. The double ball valve pump head design ensures enhanced priming capabilities, and it is exceptional for purging air and gas.

Don't Settle for Imitations – Insist on CHEM-FEED[®] Metering Pumps!

CHEM-FEED[®] APPLICATIONS

- Water treatment and conditioning.
- Soap, wax and detergent injection.
- Wastewater treatment.
- Biocide feed.
- Rural water systems.
- Cooling tower & boiler treatment.
- Fertilizer and nutrient injection.
- Pool chlorination & PH control.

Công ty TNHH TBKT An Quảng

Hotline: 0901.120122 - 0901.171667 - 0905.468093

Địa chỉ: 438 Ông Ích Khiêm - Thanh Khê - Đà Nẵng

Email: phucnt@anquang.com - kinhdoanh@anquang.com

CHEM-FEED[®] C-1500N **Quality. Performance. Options.**

Blue-White's CHEM-FEED[®] C-1500N Metering Pumps are well suited to a variety of water and wastewater treatment applications.

C-1500N Series injectors feature Blue-White's exclusive Heavy Duty Head with Cartridge Valves constructed of tough PVDF. Each valve has two ceramic checks, and is double sealed. The double ball valve design provides enhanced priming, and is exceptional for purging air and gas. The Heavy Duty Head is nearly maintenance-free, and Bottom and Top Valves are completely interchangeable for quick, easy and economic servicing.

Two distinct models are offered. The STANDARD C-1500N features quick adjusting and, high accuracy mechanical stroke length. The pump's efficient design allows for a minimum stroke length of 5%. Minimum recommended output is 5% of maximum.

C-1500N SPECIFICATIONS

Max. Working Pressure 125 psig (8.6 bar)
Max. Fluid Temperature 130° F (54° C)
Ambient temp range 14° to 110° F (-10° to 43° C)
Max. viscosity 1000 Centipoise
Max. suction lift 10 ft. Water @ 0 PSI (3.05 m @ 0 bar)
Output accuracy +/- 10% of max. (water 0 psi, 5' suction lift)
Turndown ratio 20:1 Standard models, 200:1 Deluxe models
Enclosure Acceptable for outdoor use. NEMA 3R (IP23)
Amperage draw 115V/60Hz starting .74 / running .45 230V/60Hz starting .36 / running .21 220V/50Hz starting .31 / running .19 24V/60Hz starting 3.4 / running 2.0
O-ring seals FKM and TFE/P (Optional EP)
Dimensions 9-1/2" H x 4-1/2" W x 5-3/4" D (24.1cm x 11.4cm x 14.6cm)
Approximate shipping wt. 8 lb. (3.6 kg)

C-1500N ORDERING GUIDELINES

STANDARD MODEL with Stroke Adjustment

MODEL NUMBER	MAX OUTPUT @ 0 PSI			Max Strokes Per minute	MAX PSI	MAX bar
	GPD	GPH	LPH			
C15N0(*)2X026V00	3.4	0.2	0.5	0.3	14	125 8.6
C15N1(*)2X026V00	8.3	0.3	1.3	0.7	30	125 8.6
C15N3(*)2X026V00	16.3	0.6	2.5	1.4	60	125 8.6
C15N2(*)2X000V00	26.6	1.1	4.2	2.4	45	125 8.6
C15N4(*)2X026V00	34.2	1.4	5.4	3.0	125	125 8.6
C15N2(*)4X000V00	49.0	2.0	7.7	4.3	45	125 8.6
C15N3(*)4X000V00	57.7	2.4	9.1	5.1	60	125 8.6
C15N4(*)2X000V00	68.4	2.8	10.8	5.9	125	125 8.6
C15N4(*)4X000V00	119.7	4.9	18.9	10.6	125	70 4.8
C15N4(*)1X000V00	155.9	6.4	24.6	13.8	125	20 1.4
C15N4(**)3X000V00	228.1	9.5	36.0	20.2	125	10 0.7

DELUXE MODEL with Stroke and Time Interval Adjustment

MODEL NUMBER	MAX OUTPUT @ 0 PSI			Max Strokes Per minute	MAX PSI	MAX bar
	GPH	LPH	OZ/MIN			
C15N4(*)2I026V00	.007-1.4	.027-5.40	.015-3.00	125	125	8.6
C15N4(*)2I000V00	.014-2.8	.054-10.8	.030-5.90	125	125	8.6
C15N4(*)1I000V00	.032-6.4	.123-24.6	.069-13.8	125	20	1.4

VOLTAGE OPTIONS

(*)Replace: 0=115V/60Hz, 1=220V/50Hz, 2=230V/60Hz, 3=24V/60Hz

(**)Replace: 4=115V/60Hz, 5=220V/50Hz, 6=230V/60Hz

Note: 220V/50Hz units deliver approximately 20% less output



Công ty TNHH TBKT An Quảng

Hotline: 0901.120122 - 0901.171667 - 0905.468093

Địa chỉ: 438 Ông Ích Khiêm - Thanh Khê - Đà Nẵng

Email: phucnt@anquang.com - kinhdoanh@anquang.com



CHEM-FEED® C-1700N Duplex Head Pump

The CHEM-FEED® C-1700N Duplex Head Metering Pump features two independently controlled pump heads.

Because of the unique duplex head configuration, motor power is used to maximum efficiency. This is of particular importance for overcoming backpressure. Also, alternating strokes mean double the injections per minute. For example, a 125 RPM delivers 250 injections per minute, or four injections per second. This is of significance for applications requiring a pump approaching a constant, even feed rate, without broad spaces of time between injections.

The C-1700N can be used to inject different amounts of like chemical into separate systems, feed two different chemicals into the same system (blend), or when a single head pump doesn't provide quite enough output.

C-1700N SPECIFICATIONS

Max. Working Pressure	125 psig (8.6 bar)
Max. Fluid Temperature	130° F (54° C)
Ambient temp range	14° to 110° F (-10° to 43° C)
Max. viscosity	1000 Centipoise
Max. suction lift	10 ft. Water @ 0 PSI (3.05 m @ 0 bar)
Output accuracy	+/- 10% of max. (water 0 psi, 5' suction lift)
Turndown ratio	20:1 Standard models 400:1 Deluxe models with optional Time Interval controller
Amperage draw	115V/60Hz ... starting .74 / running .45 230V/60Hz ... starting .36 / running .21 220V/50Hz ... starting .31 / running .19 24V/60Hz ... starting 3.4 / running 2.0
O-ring seals	FKM and TFE/P
Dimensions	9-1/2" H x 7-1/2" W x 4" D (24.1cm x 19cm x 10.2cm)
Approximate shipping wt. ...	11 lb. (5.0 kg)

C-1700N ORDERING GUIDELINES

STANDARD MODEL with Stroke Adjustment

MODEL NUMBER	MAX OUTPUT @ 0 PSI				Max Strokes Per minute	MAX PSI	MAX bar
	GPD	GPH	LPH	OZ/MIN			
C17N0(*)2X000V00	14.2	0.6	2.3	1.3	14	125	8.6
C17N0(*)4X000V00	28.9	1.2	4.5	2.6	14	125	8.6
C17N2(*)2X000V00	50.2	2.1	7.9	4.4	45	125	8.6
C17N3(*)2X000V00	62.3	2.6	9.8	5.5	60	125	8.6
C17N2(*)4X000V00	89.7	3.7	14.1	8.0	45	125	8.6
C17N3(*)4X000V00	119.0	5.0	18.8	10.6	60	125	8.6
C17N4(*)2X000V00	133.8	5.5	21.1	11.9	125	125	8.6
C17N4(*)4X000V00	243.3	10.1	38.4	21.6	125	70	4.8
C17N4(*)1X000V00	304.2	12.6	48.0	27.0	125	20	1.4

VOLTAGE OPTIONS

(*)Replace: 0=115V/60Hz, 1=220V/50Hz, 2=230V/60Hz

Note: 220V/50Hz units deliver approximately 20% less output

Please Note: Outputs given are a combined total of both pump heads using pure water at zero gauge pressure. All C-1700N are shipped complete with accessory package. Ordering matrix available on request, Order #85000-057.



C-1700N



FLOW INDICATOR

Diagnostic Tool for Chemical Feed Pumps

BENEFITS

- Rhythmic rising and falling of the ball indicates positive flow.
- Air bubbles indicate chemical has exhausted.
- Stationary ball indicates no flow. Possible problems could be:
 - lost prime
 - stopped motor
 - plugged injection fitting
 - faulty tube or diaphragm
 - plugged or dirty footvalve filter
 - chemical has been exhausted for a lengthy period of time

APPLICATIONS

- Glass bobbin for Chlorines and Acids.
- Stainless Steel bobbin for soaps and waxes (high viscose fluids).

ORDERING GUIDELINES

MODEL NUMBER	Tube Connection	Bobbin Material	Body Material	O-ring
FI-100-4V	1/4" tubing	Glass	Acrylic	FKM
FI-100S-4V	1/4" tubing	Stainless Steel	Acrylic	FKM
FI-100-6V	3/8" tubing	Glass	Acrylic	FKM
FI-100S-6V	3/8" tubing	Stainless Steel	Acrylic	FKM

Công ty TNHH TBKT An Quảng

Hotline: 0901.120122 - 0901.171667 - 0905.468093

Địa chỉ: 438 Ông Ích Khiêm - Thanh Khê - Đà Nẵng

Email: phucnt@anquang.com - kinhdoanh@anquang.com

FOOT VALVE/ STRAINER

APPLICATIONS

- Foot Valve / Strainer (with check valve) is recommended for CHEM-FEED® models C-340A and C-340E.
- Foot Strainer (no valve) is recommended for FLEXFLO® peristaltic pumps model C-342-6.
- Capacity of strainer is 300 micron.

ORDERING GUIDELINES

MODEL NUMBER	Tube Connection	(OD) Valve	Body Material	O-ring
C-340A	1/4" and 3/8" tubing	Check Valve	PVDF	Atlas
C-340E	1/4" and 3/8" tubing	Check Valve	PVDF	Atlas
C-342-6	1/4" and 3/8" tubing	No Valve, strainer only	Polypropylene	Atlas



CHEM-FEED® C-600P Simple. Proven. Performance.

CHEM-FEED® C-600P BENEFITS

- Stroke adjustment from 4–100% permits small injections at a higher rate per minute.
- Double-ball inlet and outlet cartridge type ceramic check valves.
- PVDF valve body and fitting, ceramic balls, FKM and TFE/P o-rings.
- PTFE coated EP diaphragm.
- All ball bearing, permanently lubricated gear motor for smooth, powerful operation.
- Polypropylene injection check valve with FKM and TFE/P o-rings and spring loaded ceramic ball seal.
- PVDF suction (foot) valve with FKM and TFE/P o-rings, ceramic check ball and removable polypropylene filter screen.
- Includes 3/8" OD, 1/4" ID suction and discharge tubing, and all mounting hardware.
- Efficient, dependable design – each unit is factory tested.

C-600P ORDERING GUIDELINES

STANDARD MODEL with Stroke Adjustment

MODEL NUMBER	MAX OUTPUT @ 0 PSI				MAX PSI	MAX bar
	GPD	GPH	LPH	OZ/MIN		
C-614P-(*)VAC	24	1.0	3.8	2.7	125	8.6
C-630P-(*)VAC	58	2.4	9.3	5.2	125	8.6
C-645P-(*)VAC	91	3.8	14.9	8.1	80	5.5
C-660P-(*)VAC	110	4.6	17.4	9.8	60	4.1
C-6125P-(*)VAC	237	9.9	37.0	21.1	30	2.0
C-6250P-(*)VAC	389	16.2	61.4	34.6	10	0.7

VOLTAGE OPTIONS

(*)Replace: 115=115V/60Hz, 220=220V/50Hz,
230=230V/60Hz, 24=24V/60Hz

Note: 220V/50Hz units deliver approx. 20% less output

C-600P SPECIFICATIONS

Max. Working Pressure..... 125 psig (8.6 bar)
 Max. Fluid Temperature..... 130° F (54° C)
 Ambient temp range..... 14° to 110° F (-10° to 43° C)
 Max. viscosity..... 1000 Centipoise
 Max. suction lift..... 10 ft. Water @ 0 PSI (3.05 m @ 0 bar)
 Output accuracy..... +/- 10% of max.
 (water 0 psi, 5' suction lift)
 Turndown ratio..... 27:1 Standard models
 Amperage draw..... 115V/60Hz... starting .74 / running .45
 230V/60Hz... starting .36 / running .21
 220V/50Hz... starting .31 / running .19
 24V/60Hz... starting 3.4 / running 2.0
 12VDC..... 3.0 amp max
 24VDC..... 1.50 amp max
 Dimensions..... 6-1/2" H x 6-5/8" W x 5-3/8" D (16.5cm x 16.8cm x 13.7cm)
 Approximate shipping wt.. 8 lb. (3.6 kg)



C-600P



Công ty TNHH TBKT An Quảng
 Hotline: 0901.120122 - 0901.171667 - 0905.468093
 Địa chỉ: 438 Ông Ích Khiêm - Thanh Khê - Đà Nẵng
 Email: phucnt@anquang.com - kinhdoanh@anquang.com

CHEM-FEED® C-600HV

CHEM-FEED® C-600HV BENEFITS

- Acrylic pump head.
- Ethylene-propylene diaphragm.
- Ethylene-propylene O-ring seals.
- 1/2" ID barbed tubing connections.

CHEM-FEED® C-600HV APPLICATIONS

- Low pressure and open atmosphere metering.
- Plating chemicals.
- Water and wastewater treatment.

C-600HV ORDERING GUIDELINES

STANDARD MODEL with Stroke Adjustment

MODEL NUMBER	MAX OUTPUT @ 0 PSI				MAX PSI	Max bar
	GPD	GPH	LPH	OZ/MIN		
C-660HV-(*)VAC	189	7.8	29.5	16.8	20	1.4
C-6125HV-(*)VAC	398	16.5	62.4	35.3	10	0.7
C-6250HV-(*)VAC	791	32.9	124.5	70.3	5	0.3

VOLTAGE OPTIONS

(*)Replace: 115=115V/60Hz, 220=220V/50Hz, 230=230V/60Hz, 24=24V/60Hz

Note: 220V/50Hz units deliver approx. 20% less output. 12V DC and 24V DC models also available.

C-600HV SPECIFICATIONS

Max. Working Pressure..... 20 psig (1.4 bar)
 Max. Fluid Temperature..... 130° F (54° C)
 Ambient temp range..... 14° to 110° F (-10° to 43° C)
 Max. viscosity..... 1000 Centipoise
 Max. suction lift..... 10 ft. Water @ 0 PSI (3.05 m @ 0 bar)
 Output accuracy..... +/- 10% of max. (water 0 psi, 5' suction lift)
 Turndown ratio..... 27:1 Standard models
 Amperage draw ... 115V/60Hz... starting .74 / running .45
 230V/60Hz... starting .36 / running .21
 220V/50Hz... starting .31 / running .19
 24V/60Hz... starting 3.4 / running 2.0
 12VDC..... 3.0 amp max
 24VDC..... 1.50 amp max
 Dimensions..... 7" H x 6-3/4" W x 6-1/8" D (17.8cm x 17.1cm x 15.6cm)
 Approximate shipping wt.. 8 lb. (3.6 kg)



C-600HV



Công ty TNHH TBKT An Quảng
 Hotline: 0901.120122 - 0901.171667 - 0905.468093
 Địa chỉ: 438 Ông Ích Khiêm - Thanh Khê - Đà Nẵng
 Email: phucnt@anquang.com - kinhdoanh@anquang.com

CHEM-FEED® C-1100 SERIES Diaphragm Metering Pumps



DIGITAL V MODEL - VARIABLE SPEED UNIT
with Stroke Length & 4-20mA, 0-10dc,
and Pulse Input Speed Control

CHEM-FEED® DELIVERS PRECISION, CHEMICAL METERING AND EFFICIENT, DEPENDABLE OPERATION.

CHEM-FEED® BENEFITS

- Superior pump head design.
- Max feed rate of 15 GPH (56.8 LPH).
- All ball bearing, permanently lubricated gear motor for smooth, powerful operation.
- Efficient, dependable design – each unit is factory tested.
- 3/8" OD x 1/4" ID tubing connections.

CHEM-FEED® APPLICATIONS

- Water treatment and conditioning.
- Soap, wax and detergent injection.
- Wastewater treatment.
- Biocide feed.
- Rural water systems.
- Cooling tower & boiler treatment.
- Fertilizer and nutrient injection.
- Pool chlorination & PH control.

CHEM-FEED® SPECIFICATIONS

Max. Working Pressure 150 psig (10.3 bar)
 Max. Fluid Temperature 130° F (54° C)
 Ambient temp range 14° to 110° F (-10° to 43° C)
 Max. viscosity 1000 Centipoise
 Max. suction lift 10 ft. Water @ 0 PSI (3.05 m @ 0 bar)
 Output accuracy +/- 1% full scale repeatability
 Turndown ratio 20:1 Standard Fixed Models
 400:1 Deluxe Fixed Models
 4000:1 Digital Fixed Models
 400:1 Variable Speed Models
 Enclosure Acceptable for outdoor use. NEMA 3R (IP23)
 Amperage draw 115V/60Hz ... start 1.37 / run .35
 230V/60Hz ... start 0.57 / run .18
 220V/50Hz ... start 0.49 / run .23
 O-ring seals FKM and TFE/P (Optional EP)
 Dimensions 6-1/4" H x 10" W x 9-1/4" D
 15.9cm x 25.4cm x 23.5cm
 Approximate shipping wt. ... 12 lb. (5.4 kg)

C-1100 ORDERING GUIDELINES

MODEL NUMBER	MAX OUTPUT AT 0 PSI				Max Strokes Per minute	MAX PSI	MAX bar
	GPD	GPH	LPH	OZ/MIN			
C11(*)3(**)4X000V00	57.7	2.4	9.1	5.1	60	150	10.3
C11(*)4(**)4X000V00	119.7	4.9	18.9	10.6	125	150	10.3
C11(*)4(**)1X000V00	155.9	6.4	24.6	13.8	125	150	10.3
C11(*)5(**)4X000V00	260.8	10.8	41.1	23.1	250	100	6.9
C11(*)5(**)3X000V00	360.0	15.0	56.8	32.0	250	25	1.7

MODEL OPTIONS

(*)Replace:
 X= STANDARD X MODELS with Stroke Adjustment
 C=DELUXE C MODELS with Stroke and Time Adjustment
 E=DIGITAL E MODELS with Stroke, Pulse, and 4-20mA Adjustment
 F=DELUXE F MODELS with Stroke and Dial Knob Speed Adjustment (Variable Speed)
 V=DIGITAL V MODELS with Stroke, Pulse, and 4-20mA Analog Speed Adjustment (Variable Speed)

VOLTAGE OPTIONS

(*)Replace: 4=115V/60Hz, 5=220V/50Hz, 6=230V/60Hz, 7=240V/50Hz
 Note: 220V/50Hz units deliver approximately 20% less output.

Standard Model

CHEM-FEED® STANDARD X MODEL FIXED SPEED

Features a quick-adjusting, high accuracy mechanical stroke length control. The efficient design of the pump allows for a minimum stroke length of 5%. Maximum recommended output is 5% of maximum.

Deluxe Model

CHEM-FEED® DELUXE C MODEL FIXED SPEED

Features stroke length and electronic time interval control. The pumps' on-time is adjustable from 5-100% of the repeating 5 second time interval. (0.25-5.0 seconds). The high frequency of the repeating 5 second time interval and the extremely accurate mechanical stroke adjustment, result in a higher frequency of small injections per minute. Minimum recommended output is 5% of maximum.

CHEM-FEED® DELUXE F MODEL VARIABLE SPEED

Stroke length and analog speed control. The pumps' speed is adjustable from 10-100% of the maximum using a dial knob style controller. The minimum recommended output is .25% of the maximum. No special input signal connectors to purchase. Model features a 1 amp alarm output.

Digital Model

CHEM-FEED® DIGITAL E MODEL FIXED SPEED

Features stroke length, electronic user programmable time interval. Interval lengths are user programmable from 0.1 to 99 seconds, in 0.1 increments, with external interval control. The unit accepts pulse inputs (programmable from 1-9900) which can trigger programmable timed chemical injection batches from 0.1-99 seconds in duration. Analog signals can be used to remotely vary the interval timer's on-time adjustment.

CHEM-FEED® DIGITAL V MODEL VARIABLE SPEED

Features stroke length, manual digital percentage and external input signal speed control. The unit accepts pulse inputs from 0-500Hz and 4-20mA or 0-10VDC analog input signals. The minimum and maximum speed at the minimum and maximum input values can be programmed using the digital LCD display. Flow verification sensor option is available. No special input signal connectors to purchase. Model features a 1 amp alarm output.

Công ty TNHH TBKT An Quảng
 Hotline: 0901.120122 - 0901.171667 - 0905.468093
 Địa chỉ: 438 Ông Ích Khiêm - Thanh Khê - Đà Nẵng
 Email: phucnt@anquang.com - kinhdoanh@anquang.com

CHEM-FEED® STAR SYSTEM Ships Complete

Blue-White's CHEM-FEED® STAR SYSTEM is shipped complete with the CHEM-FEED® C-1500N metering pump of your choice, STANDARD or DELUXE.

The Star System includes the CHEM-FEED C-1500N metering pump of your choice mounted on a sturdy polyethylene tank. Flooded suction assists in priming.

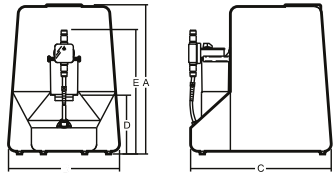
For a thoughtfully designed top quality Metering System, choose the Star System.



STAR SYSTEM C-1500N BENEFITS

- Three tank capacities to choose from: 7 gallon, 15 gallon, or 30 gallon.
- All necessary accessories are included.
- The Polyethylene tank has extra heavy wall thickness for stability with U.V. inhibitor for sunlight protection.
- Lid positions include open, closed, or vent.
- Convenient rectangle shape.
- Raised off the floor for easy wash down.

STAR SYSTEM



	DIM 'A'	DIM 'B'	DIM 'C'	DIM 'D'	DIM 'E'	SHIP WT.
7 GALLON TANK	17.5 (44.5)	12.0 (30.5)	16.0 (41.0)	7.8 (19.7)	17.0 (43.0)	19 LB. (9 Kg)
15 GALLON TANK	22.0 (56.0)	15.5 (39.0)	19.5 (50.0)	7.8 (19.7)	17.0 (43.0)	28 LB. (13 Kg)
30 GALLON TANK	27.0 (69.0)	20.0 (51.0)	24.0 (61.0)	7.8 (19.7)	17.0 (43.0)	36 LB. (16 Kg)

STAR SYSTEM ORDERING GUIDELINES

STANDARD MODEL NUMBER	MAX OUTPUT @ 0 PSI				Max Strokes Per minute	MAX PSI	MAX bar
	GPD	GPH	LPH	OZ/MIN			
T15N0(*)2X026V0(***)	3.4	0.2	0.5	0.3	14	125	8.6
T15N1(*)2X026V0(***)	8.3	0.3	1.3	0.7	30	125	8.6
T15N3(*)2X026V0(***)	16.3	0.6	2.5	1.4	60	125	8.6
T15N2(*)2X000V0(***)	26.6	1.1	4.2	2.4	45	125	8.6
T15N4(*)2X026V0(***)	34.2	1.4	5.4	3.0	125	125	8.6
T15N2(*)4X000V0(***)	49.0	2.0	7.7	4.3	45	125	8.6
T15N3(*)4X000V0(***)	57.7	2.4	9.1	5.1	60	125	8.6
T15N4(*)2X000V0(***)	68.4	2.8	10.8	5.9	125	125	8.6
T15N4(*)4X000V0(***)	119.7	4.9	18.9	10.6	125	70	4.8
T15N4(*)1X000V0(***)	155.9	6.4	24.6	13.8	125	20	1.4
T15N4(***)3X000V0(***)	228.1	9.5	36.0	20.2	125	10	0.7

DELUXE MODELS with 7, 15, and 30 GALLON Tanks

DELUXE MODEL NUMBER	GPH	MAX OUTPUT @ 0 PSI		Max Strokes Per minute	MAX PSI	MAX bar
		LPH	OZ/MIN			
T15N4(*)2I026V00	.007-1.4	.027-5.40	.015-3.00	125	125	8.6
T15N4(*)2I000V00	.014-2.8	.054-10.8	.030-5.90	125	125	8.6
T15N4(*)1I000V00	.032-6.4	.123-24.6	.069-13.8	125	20	1.4

VOLTAGE OPTIONS

(*) Replace: 0=115V/60Hz, 1=220V/50Hz, 2=230V/60Hz

(**) Replace: 4=115V/60Hz, 5=220V/50Hz, 6=230V/60Hz

Note: 220V/50Hz units deliver approximately 20% less output

GALLON OPTIONS

(***) Replace: 1=7 Gallon, 2=15 Gallon, 3=30 Gallon

STAR TANKS ONLY

MODEL NUMBER	CAPACITY GAL	LITER
STAR 7	7	26.5
STAR 15	15	57
STAR 30	30	113.5

FLEXFLO® STAR III Metering System

Blue-White's STAR III® Metering System features the FLEXFLO® A-100N Series Peristaltic Metering Pump of your choice, combined with a sturdy Polyethylene tank.

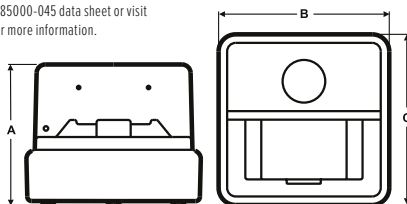
Choose between FLEXFLO'S fixed or variable speed A-100N models, equipped with standard or digital controls.

For an efficient and dependable Peristaltic Metering System Package, get FLEXFLO® STAR III®.

FLEXFLO® STAR III® BENEFITS

- Three tank capacities to choose from: 7 gallon, 15 gallon, or 30 gallon.
- All necessary accessories are included.
- The Polyethylene tank has extra heavy wall thickness for stability with U.V. inhibitor for sunlight protection.
- Lid positions include open, closed, or vent.
- Convenient rectangle shape.
- Raised off the floor for easy wash down.

Note: Refer to the 85000-045 data sheet or visit blue-white.com for more information.



	DIM 'A'	DIM 'B'	DIM 'C'	SHIP WT.
7 GALLON TANK	12.00 (30)	18.50 (47)	18.50 (47)	24 LB. (11 Kg)
15 GALLON TANK	17.25 (44)	20.00 (51)	20.00 (51)	32 LB. (15 Kg)
30 GALLON TANK	27.50 (69)	20.00 (51)	20.00 (51)	38 LB. (18 Kg)



STAR III®
with 15 Gallon Tank

Công ty TNHH TBKT An Quảng

Hotline: 0901.120122 - 0901.171667 - 0905.468093

Địa chỉ: 438 Ông Ích Khiêm - Thanh Khê - Đà Nẵng

Email: phucnt@anquang.com - kinhdoanh@anquang.com

WHEN YOUR INSTALLATION NEEDS A COMPACT PERISTALTIC METERING PUMP DON'T SETTLE FOR LESS THAN THE BEST—FLEXFLO®!

PERISTALTIC INJECTORS ARE WELL SUITED TO METERING CHEMICALS that could foul heads with conventional check valves. Peristaltic pumps have rollers that compress the tube in a progressive squeezing action.

Blue-White's superior FLEXFLO® peristaltic injectors have an impressive edge over the others. Only FLEXFLO® pumps feature Blue-White's Superior Pump Head and Tube Design.

All FLEXFLO® Peristaltic Pumps are equipped with Blue-White's exclusive patented TUBE FAILURE DETECTION SYSTEM. No other manufacturer can offer this feature.

ADVANCED PUMP HEAD & TUBE DESIGN

Increased Performance: The precision circumference of the New Pump Head ensures even greater accuracy. Larger internal adapter ports will handle higher viscosity fluids.

Increased Strength: A strong pump head adapter plate ensures adapters are secured in place. Tougher, more durable tube adapters are manufactured of natural PVDF.

Easy Reorder: Tube assemblies are stamped with simple reorder number.

FLEXFLO® OPTIONS There are a wide range of feed/output rate options, voltage options, motor options, feature and configuration options. In addition, the factory is pleased to quote on custom material and output options, as well as private labeling and packaging for volume purchasers meeting purchase requirements.

FLEXFLO® BENEFITS

- Precise chemical feed up to 124 GPD / 469.4 LPD.
- Max working pressure of 100 PSI / 6.9 bar.
- Exclusive, Built-in Tube Failure Detection System (TFD).
- FLEXFLO® A-100N pumps are compatible with Blue-White's Micro-Flo Verification Sensor.
- De-gassing design eliminates gas or air accumulation in the head.
- Output amount is not affected by changes in back pressure.
- Durable housing of rugged Valox.



FLEXFLO® A-100NF - VARIABLE SPEED UNIT with Percentage Speed Control



FLEXFLO® APPLICATIONS

- Water treatment and conditioning.
- Proportional Chemical injection.
- Wastewater treatment.
- Biocide feed.
- Rural water systems.
- Cooling tower & boiler treatment.
- Fertilizer and nutrient injection.
- Pool chlorination & PH control.

FLEXFLO® SPECIFICATIONS

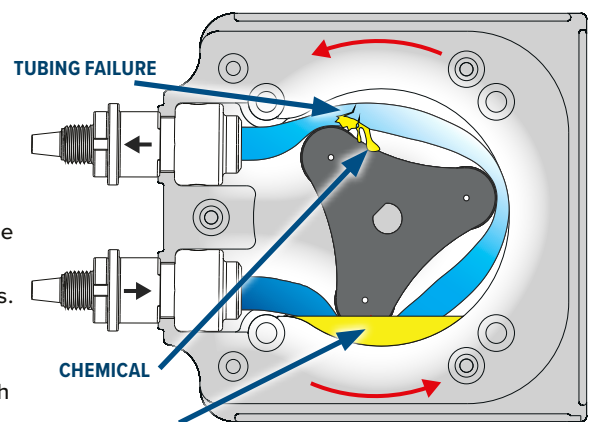
Max. Working Pressure	100 psig (6.9 bar)
Max. Fluid Temperature	130°F (54°C)
Ambient Temp Range	14° to 110°F (-10° to 43°C)
Max. Viscosity	5,000 Centipoise
Max. Suction Lift	30 ft. Water 0 psig (9.14 m @ 0 bar)
Duty Cycle	Continuous
Max. Solids	50% by volume
Amperage Draw	115V/60Hz, 230V/60Hz, 220V/50Hz
Injection Fitting O-ring Seals	FKM and TFE/P (Optional EP)
Dimensions	6-1/4" H x 10" W x 9-1/4" D
	15.9cm x 25.4cm x 23.5cm
Approx. Shipping Weight	10 lb. (4.5 kg)

The Exclusive Patented TUBE FAILURE DETECTION SYSTEM



Blue-White's exclusive patented Tube Failure Detection system, no one comes close to this breakthrough technology (U.S. patent: 7,001,153 and 7,284,964). In fact, the TFD may be the most important patent ever awarded for peristaltic metering pumps. The TFD System will detect a wide range of conductive chemicals with no false triggering. If the TFD senses tube failure, the pump will automatically shut off and energize a relay or switch, permitting communication with external equipment, such as a back-up pump or alarm.

Simple, efficient and BUILT-IN to every FLEXFLO® Pump

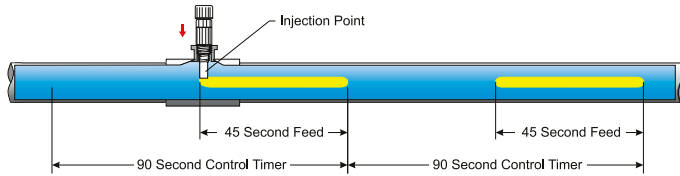


CHEMICAL IS IMMEDIATELY DETECTED IN THE PUMP HEAD. THE PUMP SHUTS DOWN.

FLEXFLO® FIXED SPEED vs. VARIABLE SPEED Units

FIXED SPEED MODELS (intermittent cycle time output)

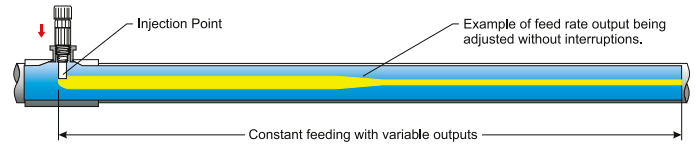
You control the pumps feed by using timers (built-in or external). See image below.



- Most fixed speed outputs can be adjusted by simply:
- 1) Selecting the pump head tube size
 - 2) Choosing the desired RPM (revolutions per minute).

VARIABLE SPEED MODELS (continuous pulse free output)

Continuous pumping, even while adjusting the percentage of output. See image below.



Graphical representation of the Variable Speed and Fixed Speed peristaltic pump injection characteristics.

NOTE: Your chemical or solution is mixed in the fluid. This image is only illustrating the feed characteristics.

Công ty TNHH TBKT An Quảng
 Hotline: 0901.120122 - 0901.171667 - 0905.468093
 Địa chỉ: 438 Ông Ích Khiêm - Thanh Khê - Đà Nẵng
 Email: phucnt@anquang.com - kinhdoanh@anquang.com

FLEXFLO® PUMP TUBING Material Selection Guide

FLEX-A-PRENE® TUBING

Alcohol general	Hydrocyanic acid
Aluminum Sulfate (Alum)	Hydrogen peroxide
Ammonium chloride	Hypochlorous acid
Ammonium hydroxide	Iodine
Benzyl alcohol	Magnesium chloride
Bleach	Magnesium sulfate
Brine solutions	Phosphoric acid
Calcium hydroxide	Plating solutions
Calcium hypochlorite 20%	Polyaluminum Chloride (PAC)
Citric Acid	Potassium hydroxide
Ethylene glycol	Propylene glycol
Ferric chloride	Sodium hydroxide 50%
Ferric nitrate	Sodium bisulfite
Ferric sulfate	Sodium chlorite 12%
Ferrous chloride - 43% in water	Sodium hypochlorite 12.5%
Ferrous sulfate	Sodium sulfide
Fluosilic Acid (up to 25%)	Sulfuric acid (up to 50%)
Formic acid	Tannic acid
Glucose	
Hydrochloric acid 33%	

FLEX-A-THANE™ TUBING

Cyclohexane
Diesel Fuel
Fatty acids
Gasoline
Heptane
Hexane
Kerosene
Lard
Mineral spirits
Oils:
ASTM reference No.1,2,3
Castor
Coconut
Fuel
Linseed
Lubricating
Mineral
Soap solutions
Turpentine

FLEX-A-CHEM™ TUBING

Ferrous chloride (up to 40%)
Fluoboric acid (up to 48%)
Fluosilicic acid (up to 25%)
Hydrofluoric acid (up to 48%)
Nitric Acid (up to 71%)
Phosphoric acid (up to 85%)
Potassium hypochlorite (up to 70%)
Sodium phosphate (up to 30%)
Sulfuric acid (up to 98%)
Bases
Salts
Ketones
Alcohols:
Isobutyl Alcohol
Applications
Ink and solvent production
Battery acid filling
Specialty chemical production / processing
Sensitive fluid transfer

FLEXFLO® ORDERING GUIDELINES Fixed & Variable Speed

FLEX-A-PRENE® TUBING

MODEL NUMBER	MAX OUTPUT @ ANY PRESSURE				MAX PSI	MAX bar
	GPD	GPH	OZ/MIN	ML/MIN		
A1N0(**)(**)-4T	2.3	0.10	0.20	6	100	6.9
A1N1(**)(**)-4T	4.9	0.21	0.44	13	100	6.9
A1N2(**)(**)-4T	8.0	0.33	0.71	21	100	6.9
A1N1(**)(**)-6T	16.0	0.67	1.42	42	100	6.9
A1N2(**)(**)-6T	24.0	1.00	2.13	63	100	6.9
A1N3(**)(**)-6T	30.1	1.25	2.67	79	75	5.1
A1N1(**)(**)-7T	52.5	2.19	4.66	138	50	3.4
A1N3(**)(**)-7T	95.1	3.96	8.45	250	50	3.4

FLEX-A-THANE™ TUBING

MODEL NUMBER	MAX OUTPUT @ ANY PRESSURE				MAX PSI	MAX bar
	GPD	GPH	OZ/MIN	ML/MIN		
A1N0(**)(**)-1T	5.7	0.24	0.51	15	65	4.5
A1N3(**)(**)-1T	25.5	1.06	2.26	67	65	4.5
A1N3(**)(**)-2T	53.2	2.22	4.73	140	65	4.5
A1N2(**)(**)-3T	99.2	4.14	8.82	261	50	3.4
A1N3(**)(**)-3T	124.0	5.17	11.01	326	50	3.4

FLEX-A-CHEM™ TUBING

MODEL NUMBER	MAX OUTPUT @ ANY PRESSURE				MAX PSI	MAX bar
	GPD	GPH	OZ/MIN	ML/MIN		
A1N0(**)(**)-8T	24.0	1.00	2.13	63	50	3.4
A1N1(**)(**)-8T	30.1	1.25	2.67	79	50	3.4
A1N3(**)(**)-8T	30.1	1.25	2.67	79	50	3.4

VOLTAGE OPTIONS

(**)Replace: 0=115V/60Hz, 1=220V/50Hz, 2=230V/60Hz

Note: 220V/50Hz units deliver approximately 20% less output.

MODEL OPTIONS

(**)Replace: C=A100NC, E=A100NE, F=A100NF, V=A100NV

FLEXFLO® A-100N PERISTALTIC Metering Pumps



FLEXFLO® A-100NF - VARIABLE SPEED UNIT
with Percentage Speed Control

Analog Units

FLEXFLO® A-100NC ANALOG FIXED SPEED

- Precise output control to 20:1 turndown by means of a dial knob.
- Adjustable 5 second repeating interval timer (0.25 - 5.0 sec) results in high frequency of small injections per minute.

Công ty TNHH TBKT An Quảng

Hotline: 0901.120122 - 0901.171667 - 0905.468093

Địa chỉ: 438 Ông Ích Khiêm - Thanh Khê - Đà Nẵng

Email: phucnt@anquang.com - kinhdoanh@anquang.com

FLEXFLO® A-100NF ANALOG VARIABLE SPEED

- Manual output control.
- Easy Dial knob style – output percentage speed adjustment.
- Nothing to program.
- 10–100% output adjustment.
- On-Off power switch.
- Variable speed results in near continuous injection.



FLEXFLO® A-100NV - VARIABLE SPEED UNIT
with 4-20mA, 0-10dc, and Pulse Input Speed Control

Digital Units

FLEXFLO® A-100NE DIGITAL FIXED SPEED

- Manual output control digital interval timer for 200:1 turndown ratio.
- Accepts pulse inputs for time on per one pulse or multiple pulses.
- Accepts 4-20mA & 0-10VDC signal for external interval percentage control.
- No special input wiring connectors to buy.
- Digital interval timer results in a high frequency of small injections per minute.

FLEXFLO® A-100NV DIGITAL VARIABLE SPEED

- Manual or Automatic control.
- Accepts 4-20mA, 0-10VDC, and pulse input signals.
- 1 amp alarm output relay.
- Precise output control with digital touch-pad and LCD display.
- Easy-to-read Service and Alarm indicator icons on LCD display.
- Display motor speed or input signal values on the LCD display.
- Flow Verification Sensor (FVS) compatible.
- Variable speed results in near continuous injection.

FLEXFLO[®] POLYMER PUMP Peristaltic Metering Pumps

The all New FLEXFLO[®] Polymer Pump has been designed to handle polymer liquids used in Wastewater Treatment.

The FLEXFLO[®] peristaltic metering pump has our exclusive built in TFD+ (Tube Failure Detection Plus) system which detects oil and water based polymers, and in turn helps to eliminate costly polymer spills and clean up. Condensation and wash down procedures will not cause false triggering.

Because of the peristaltic design, the FLEXFLO[®] Polymer Pump has no valves that can clog and thus require maintenance. The FLEXFLO[®] Peristaltic Polymer Pump is also self-priming even against maximum line pressure, and won't lose prime.

ALL FLEXFLO[®] POLYMER PUMPS FEATURE

- New TFD+ works with oil and water based polymers.
- Gentle pumping action for long chain polymers.
- Ideal for low and high viscosity fluids.
- Outputs to 5.17 GPH (19.56 LPH).
- Output pressures to 65 PSI (4.5 bar).
- Output volume is not effected by changes in back pressure.
- Durable housing of chemical resistant Valox (PBT) thermoplastic.



FLEXFLO[®] A-100NVP - VARIABLE SPEED UNIT
with 4-20mA, 0-10dc, and Pulse Input Speed Control



A-100NFP & A-100NVP SPECIFICATIONS

Max. Flow Rate.....	5.17 GPH (19.56LPH)	Power cord plug type.....	115V/60Hz = NEMA 5/15 (USA) 230V/60Hz = NEMA 5/15 (USA) 220V/50Hz = CEE 7/VI (EUROPE) 240V/50Hz = AS 3112 (Australia/New Zealand)
Max. Working Pressure.....	65 psig (4.5 bar)	Injection Fitting O-ring Seals.....	FKM and TFE/P (Optional EP)
Max. Fluid Temperature.....	130°F (54°C)	Enclosure.....	NEMA 3R, (IP23)
Ambient Temp Range.....	14° to 110°F (-10° to 43°C)	Dimensions.....	A-100NFP=6"H x 9-3/8"W x 9-1/8"D (15.2cm x 23.8cm x 23.2cm) A-100NVP=6"H x 9-1/2"W x 9-1/8"D (15.2cm x 24.1cm x 23.2cm)
A-100NFP Output Adjustment Range	10-100% in 1% increments	Approx. Shipping Weight.....	12 lb. (5.4 kg)
A-100NVP Output Adjustment Range	14 & 30 RPM with -1T, -2T tubes: 5-100% (20:1 turndown) All other models: 10-100% (10:1 turndown)		
Max. Viscosity.....	5,000 Centipoise		
Max. Suction Lift.....	30 ft. Water 0 psig (9.14 m @ 0 bar)		
Duty Cycle.....	Continuous		
Max. Solids.....	50% by volume		
Amperage Draw.....	115V/60Hz, 1ph (A-100NFP=.513; A-100NVP=.350 amp max) 230V/60Hz, 1ph (A-100NFP=.563; A-100NVP=.173 amp max) 220V/50Hz, 1ph (A-100NFP=.660; A-100NVP=.175 amp max) 240V/50Hz, 1ph (A-100NFP=.585; A-100NVP=.193 amp max)		

A-100NFP & A-100NVP ORDERING GUIDELINES

FEED RATE mL/min	RPM	MAX PSI (BAR)	PUMP TUBE PART NUMBER	PUMP TUBE MATERIAL	PUMP OUTPUT CONTROL OPTIONS	
					A-100NFP MODEL #	A-100NVP MODEL #
0.8-15	14	65 (4.5)	A1-1T	Flex-A-Thane™	A1N0*F-1T-P	A1N0*V-1T-P
1.8-35	30	65 (4.5)	A1-1T	Flex-A-Thane™	A1N1*F-1T-P	A1N1*V-1T-P
6.7-67	60	65 (4.5)	A1-1T	Flex-A-Thane™	A1N3*F-1T-P	A1N3*V-1T-P
14.0-140	60	65 (4.5)	A1-2T	Flex-A-Thane™	A1N3*F-2T-P	A1N3*V-2T-P
26.1-261	45	50 (3.5)	A1-3T	Flex-A-Thane™	A1N2*F-3T-P	A1N2*V-3T-P
32.6-326	60	50 (3.5)	A1-3T	Flex-A-Thane™	A1N3*F-3T-P	A1N3*V-3T-P

VOLTAGE OPTIONS

(*)Replace: 0=115V/60Hz, 1=220V/50Hz, 2=230V/60Hz, 8=240V/50Hz

Công ty TNHH TBKT An Quang
Hotline: 0901.120122 - 0901.171667 - 0905.468093
Địa chỉ: 438 Ông Ích Khiêm - Thanh Khê - Đà Nẵng
Email: phucnt@anquang.com - kinhdoanh@anquang.com

MICRO-FLO FLOW VERIFICATION SYSTEM

ARE YOU CERTAIN THE PUMP IS ACTUALLY PUMPING

THE MICRO-FLO FLOW VERIFICATION SENSOR is designed to be connected directly to Blue-White model A-100NV and C-100V metering pumps to verify that chemical injection has actually occurred. This innovative product provides accurate measurement and accumulated flow date. If chemical should fail to inject, the pump will stop and an alarm relay will close, allowing for remote alarm indication or initiation of a back-up injector pump. KNOW how much chemical your metering pump is dispensing.

For Innovation, Accuracy and Dependable Service, count on Blue-White's MICRO-FLO VERIFICATION METER.

MICRO-FLO BENEFITS

- Model Variations include: Sensor Only; and Panel Mount Display, which includes 6' of Cable.
- Six Digit LCD, up to Four decimal positions.
- Displays both Rate of Flow and Accumulated Flow.
- Non-volatile programming and accumulated flow memory.
- User Selectable scale factors include:
Flow units: Gallons; Liters; Ounces; Milliliters
Time units: Minutes; Hours; Days
- Clear PVC viewing lens or opaque PVDF chemical resistant lens.
- Weather resistant Valox PBT enclosure.

*LCD is not recommended for direct sunlight installation.



MICRO-FLO SPECIFICATIONS

Max. Working Pressure.....	PVC lens: 130 psig (9 bar) @ 70°F (21°C) PVDF lens: 150 psig (10 bar) @ 70°F (21°C)
Max. Fluid Temperature.....	PVC lens, and connectors: 130°F (54°C) @ 0 PSI PVDF lens, and connectors: 200°F (93°C) @ 0 PSI
Body, Paddle, Axle Material.....	PVDF
Connector Material.....	3/8" Tubing connectors: PVDF
O-ring Seals.....	FKM
Compression Seal to Pump.....	PVC
Approx. Shipping Weight.....	1 lb. (.45 kg)

MICRO-FLO ORDERING GUIDELINES

MODEL NUMBER	OPERATING FLOW RANGE C-1100		OPERATING FLOW RANGE A-100N	
	GPD	ML/MIN	GPD	ML/MIN
FV-10*-6V	11.4 to 114	30 to 300	1 to 7	30 to 200
FV-20*-6V	38.0 to 380	100 to 1000	1.8 to 31.8	50 to 900
FV-30*-6V	76.0 to 760	200 to 2000	3.5 to 63.5	100 to 1800
FV-40*-6V	114 to 1440	300 to 3000	10 to 100	300 to 3000
FV-50*-6V	190 to 1900	500 to 5000	17 to 170	500 to 5000
FV-60*-6V	266 to 2660	700 to 7000	24 to 240	700 to 7000

(*) Replace: 0 = PVC LENS CAP, 1 = PVDF LENS CAP

**ANNEALED FOR
ADDED
STRENGTH**

ACRYLIC VARIABLE AREA FLOWMETERS

The **F-400 SERIES** of In-Line Units



F-400N

F-400N

F-400N BENEFITS

- Tough machined acrylic meter body, highly polished to a clear finish. Annealed for added strength.
- Direct reading permanent scale.
- White back reflector for easy reading.
- Sturdy adapters with high grade FKM o-ring seals.
- Standard models #316 stainless steel float guide rods. (Optional K-series hastelloy C-276).
- Standard models #316 stainless steel, PVDF, PTFE float. (Optional K-series hastelloy C-276, PVDF, PTFE).
- Acceptable in direct sunlight applications.

F-400N SPECIFICATIONS

Max. Working Pressure 150 psig (10.3 bar) @ 70° F (21° C)
 Max. Fluid Temperature Polypropylene adapters: 150° F (65° C) @ 0 PSI
 Full scale accuracy +/- 5%
 Meter body material Machined acrylic
 O-ring seals FKM (optional EP)
 Approximate shipping wt. ... 1/2 lb. (.23 kg)
 NIST certificates optional

PIPE SIZES

1/4", 3/8" and 1/2" F/NPT

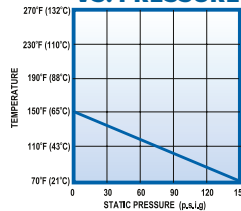
FLOW RATES

0.025 to 5 GPM
 0.1 to 20 LPM

DIMENSIONS

Height: 8-3/16" (20.8cm)
 Width: 1-1/4" (3.2cm)

F-400N TEMPERATURE VS. PRESSURE



F-420N



F-420N

F-420N BENEFITS

- Tough machined acrylic meter body, highly polished to a clear finish. Annealed for added strength.
- Direct reading permanent scale.
- White back reflector for easy reading.
- Sturdy adapters with high grade FKM o-ring seals.
- Standard models #316 stainless steel float guide rods. (Optional K-series hastelloy C-276).
- Acceptable in direct sunlight applications.

F-420N SPECIFICATIONS

Max. Working Pressure 130 psig (8.9 bar) @ 70° F (21° C)
 Max. Fluid Temperature 130° F (54° C) @ 0 PSI
 Full scale accuracy +/- 5%
 Meter body material Machined acrylic
 O-ring seals FKM (optional EP)
 Approximate shipping wt. ... 2 lb. (.91 kg)
 NIST certificates optional

PIPE SIZES

1" F/NPT and 1-1/2" M/NPT

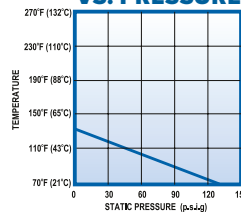
FLOW RATES

5 to 50 GPM
 20 to 200 LPM

DIMENSIONS

Height: 12" (30.5cm)
 Width: 2" (5.1cm)

F-420N TEMPERATURE VS. PRESSURE



F-410N

F-410N BENEFITS

- Tough machined acrylic meter body, highly polished to a clear finish. Annealed for added strength.
- Direct reading permanent scale.
- White back reflector for easy reading.
- Sturdy adapters with high grade FKM o-ring seals.
- Standard models #316 stainless steel float guide rods. (Optional K-series hastelloy C-276).
- Standard models #316 stainless steel or PVC float. (Optional K-series hastelloy C-276 or PVC).
- Acceptable in direct sunlight applications.

F-410N SPECIFICATIONS

Max. Working Pressure 150 psig (10.3 bar) @ 70° F (21° C)
 Max. Fluid Temperature 316 SS and Hastelloy Floats: 150° F (65° C) @ 0 PSI
 PVC floats: 120° F (49° C) @ 0 PSI
 Full scale accuracy +/- 5%
 Meter body material Machined acrylic
 O-ring seals FKM (optional EP)
 Approximate shipping wt. ... 2 lb. (.91 kg)
 NIST certificates optional

PIPE SIZES

3/4" and 1" F/NPT

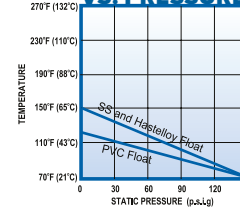
FLOW RATES

1 to 20 GPM
 4 to 80 LPM

DIMENSIONS


Height: 11" (27.9cm)
 Width: 1-3/4" (3.2cm)

F-410N TEMPERATURE VS. PRESSURE



F-410N

F-430N



F-430N

F-430N BENEFITS

- Tough machined acrylic meter body, highly polished to a clear finish. Annealed for added strength.
- Direct reading permanent scale.
- White back reflector for easy reading.
- Sturdy adapters with high grade FKM o-ring seals.
- Standard models #316 stainless steel float guide rods. (Optional K-series hastelloy C-276).
- Acceptable in direct sunlight applications.
- Optional Polypropylene and CPVC Adapters available.

F-430N SPECIFICATIONS

Max. Working Pressure 130 psig (8.9 bar) @ 70° F (21° C)
 Max. Fluid Temperature 130° F (54° C) @ 0 PSI
 Full scale accuracy +/- 5%
 Meter body material Machined acrylic
 O-ring seals FKM (optional EP)
 Approximate shipping wt. ... 6 lb. (2.7 kg)
 NIST certificates optional

PIPE SIZES

1-1/2" and 2" F/NPT

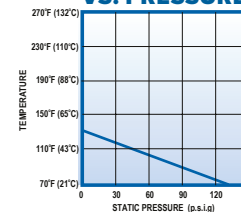
FLOW RATES

4 to 100 GPM
 15 to 375 LPM

DIMENSIONS

Height: 14" (35.6cm)
 Width: 3" (7.6cm)

F-430N TEMPERATURE VS. PRESSURE



Công ty TNHH TBKT An Quang
Hotline: 0901.120122 - 0901.171667 - 0905.468093
Địa chỉ: 438 Ông Ích Khiêm - Thanh Khê - Đà Nẵng
Email: phucont@anquang.com - kinhdoanh@anquang.com

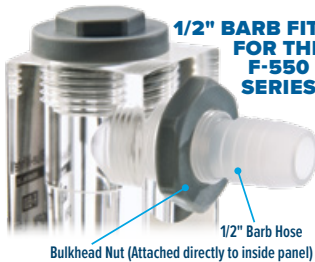
F-550 SERIES Machined Panel Mount Meter

**ANNEALED FOR
ADDED STRENGTH**



F-550A WITH INTEGRAL FLOW ADJUSTMENT VALVE

F-550



1/2" BARB FITTINGS FOR THE F-550 SERIES

1/2" Barb Hose
Bulkhead Nut (Attached directly to inside panel)

F-550 BENEFITS

- Durable, highly polished, one piece machined meter body. Annealed for added strength.
- #316 Stainless Steel floats and float guides.
- Sturdy adapters with FKM O-ring seals. EP O-rings optional.
- Bulkhead nuts attach directly to inside panel.
- Separate mounting screws are not required.
- Optional Adjustable Flow Control Valve (F-550A only) easy to disassemble. No special tool required, ALL FIELD REPLACEABLE.
- Acceptable in direct sunlight applications.

F-550 SPECIFICATIONS

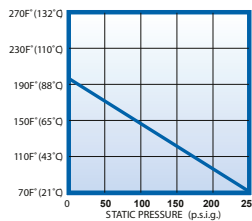
Pressure 250 psig (17.2 Bar) @ 70°F (21°C)
 Temperature 200°F (93°C) @ 0 pressure
 Full Scale Accuracy ± 5%
 Meter Body Material Machined acrylic
 Adapter Material Polypropylene
 O-rings FKM (Optional EP)
 Float Material #316 SS
 Approximate Shipping Wt. ... 2 lbs. (.907 kg.)

F-550 ORDERING GUIDELINES

with NON-ADJUSTABLE & ADJUSTABLE Valves

MODEL NUMBER	CALIBRATION GPM	LPM	ADAPTER SIZE	FLOAT MATERIAL
F-55250L(*)	0.025 to 0.250	0.1 to 1	1/4" M/NPT	#316 SS
F-55375L(*)	0.1 to 1	0.4 to 4	3/8" M/NPT	#316 SS
F-55375L(*)-BRB	0.1 to 1	0.4 to 4	1/2" BARB	#316 SS
F-55376L(*)	0.2 to 2	0.75 to 7.5	3/8" M/NPT	#316 SS
F-55376L(*)-BRB	0.2 to 2	0.75 to 7.5	1/2" BARB	#316 SS
F-55500L(*)	0.5 to 5	2 to 20	1/2" M/NPT	#316 SS
F-55500L(*)-BRB	0.5 to 5	2 to 20	1/2" BARB	#316 SS
F-55750L(*)	1 to 10	4 to 40	3/4" M/NPT	#316 SS
F-55005L	1 to 5	3 to 18	1" M/NPT	PTFE
F-55010L(*)	1 to 10	4 to 40	1" M/NPT	#316 SS
F-55015L(*)	1 to 15	5 to 60	1" M/NPT	#316 SS
F-55200L(*)	2 to 20	7.5 to 75	1" M/NPT	#316 SS

F-550 OUTPUT VS. PRESSURE



F-550 NON-ADJUSTABLE DIMENSIONS

Model Number	A	B	C	D	E	Mount Hole
F-55250L (1/4")	7-1/4"(18.4cm)	2-1/2"(6.4cm)	11/16"(2.4cm)	5-5/8"(14.3cm)	1-1/4"(cm)	9/16"(1.4cm)
F-55375LA (3/8")	8-3/8"(21.3cm)	2-3/4"(7.0cm)	1-11/32"(3.4cm)	6-1/2"(16.5cm)	1-1/2"(cm)	1-1/16"(2.7cm)
F-55376L (3/8")	8-3/8"(21.3cm)	2-3/4"(7.0cm)	1-11/32"(3.4cm)	6-1/2"(16.5cm)	1-1/2"(cm)	1-1/16"(2.7cm)
F-55500L (1/2")	8-3/8"(21.3cm)	2-3/4"(7.0cm)	1-11/32"(3.4cm)	6-1/2"(16.5cm)	1-1/2"(cm)	7/8"(2.2cm)
F-55750L (3/4")	9"(22.9cm)	3-3/4"(9.5cm)	1-1/2"(3.8cm)	6-1/2"(16.5cm)	1-3/4"(cm)	1-1/16"(2.7cm)
F-55200L (1")	10-5/8"(27.0cm)	4"(10.2cm)	1-3/4"(4.4cm)	8"(20.3cm)	2"(cm)	12-1/64"(30.5cm)

F-550 ADJUSTABLE DIMENSIONS

Model Number	A	B	C	D	E	F
F-55250LA (1/4")	7-1/4"(18.4cm)	3-7/16"(8.7cm)	1"(2.5cm)	5-5/8"(14.3cm)	2-7/16"(6.2cm)	1-11/32"(3.4cm)
F-55375LA (3/8")	8-3/8"(21.3cm)	4-1/2"(11.4cm)	1-11/32"(3.4cm)	6-1/2"(16.5cm)	3-1/4"(8.3cm)	1-3/4"(4.4cm)
F-55376LA (3/8")	8-3/8"(21.3cm)	4-1/2"(11.4cm)	1-11/32"(3.4cm)	6-1/2"(16.5cm)	3-1/4"(8.3cm)	1-3/4"(4.4cm)
F-55500LA (1/2")	8-3/8"(21.3cm)	4-1/2"(11.4cm)	1-11/32"(3.4cm)	6-1/2"(16.5cm)	3-1/4"(8.3cm)	1-3/4"(4.4cm)
F-55750LA (3/4")	9"(22.9cm)	5-1/2"(14.0cm)	1-1/2"(3.8cm)	6-1/2"(16.5cm)	3-1/4"(8.3cm)	1-5/16"(3.3cm)
F-55200LA (1")	10-5/8"(27.0cm)	5-1/4"(13.3cm)	1-3/4"(4.4cm)	8"(20.3cm)	3-1/2"(8.9cm)	1-7/16"(3.7cm)

Note: Mount Hole Dimensions are the same as the Model Non-Adjustable

PIPE SIZES

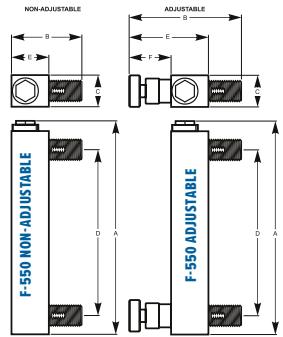
1/4", 3/8", 1/2", 3/4" and 1" M/NPT.
1/2" Barb

FLOW RATES

0.025 to 20 GPM
0.1 to 75 LPM

MODEL OPTIONS

(*) To order with Flow Adjustment Valve add the letter "A" after the "L" in the model number.
 Model #F-55005L is not available with Adjustment Valve.
 For optional hastelloy internals, add letter "K" to model number.



F-300 SERIES Machined Acrylic Flowmeters

F-300 BENEFITS

- All horizontal mount meters are NSF 50 listed.
- No metal in the fluid.
- Horizontal or Vertical pipe installation.
- One piece machined acrylic meter body.
- Corrosion resistant internal parts.
- Red plastic float will not corrode.
- Smooth flow means no float bounce.
- Improved Accuracy: 1" through 2" = ±5% of rate, 2-1/2" through 8" = ±10% of rate.
- Minimal space needed for installation.
- Easy Reading: Bold, black, permanent printing. Large distance between lines
- Use on SCH 40 and SCH 80.
- Additional Accessory: Optional flow switch can be ordered separately for alarm feedback.

F-300 SPECIFICATIONS


Max. Working Pressure 75 psig (5.1 bar) @ 70°F (21°C)
 Max. Fluid Temperature 190°F (88°C) @ 0 pressure
 Accuracy ± 5% for 1", 1-1/2", 1-1/4" and 2" ± 10% for 2-1/2", 3", 4", 6"
 Meter Body Material Acrylic
 Connection Type Saddle
 Float Material PVDF
 Gasket Material Neoprene
 Max. Pressure Drop 0 psi
 Approx. Shipping Weight 1" to 4" Pipe: 1 lbs. (.454 kg.)
 6" to 8" Pipe: 2 lbs. (.907 kg.)

I.P.S. PIPE SIZES

1", 1-1/4", 1-1/2", 2", 2-1/2", 3", 4", 6", 8"

FLOW RATES

5 to 2200 U.S. GPM
20 to 8328 LPM



BLUE-WHITE® OFFERS THE MOST NSF 50 LISTED PIPE SIZES

F-300

U-300

POLYSULFONE VARIABLE AREA FLOWMETERS

F-440 SERIES Compact Size. Big Performance.

F-440 BENEFITS

- Adjustable Flow Indicating Marker.
- Engineered with large half union connections.
- Oversized o-rings for Superior seal.
- All wetted parts are PVDF or Polypropylene.
- Tough Polysulfone meter body resists high temperatures and pressures.*
- Compact size for tight installation spaces.
- 2" scale length (approximate).
• Direct reading permanent scale.
- In-line or Panel mount configurations available.
- Optional Integral Flow Adjustment Valve.
- Standard models have #316 Stainless Steel, PTFE or PVC float. (Optional K-series Hastelloy C-276 or PVC).
- Not recommended for direct sunlight.
- Solarmeter® units available with in-line Brass adapters. Contact factory for more information.

F-440 SPECIFICATIONS

Max. Working Pressure 175 psig (10.3 bar) @ 70°F (21°C)

Max. Fluid Temperature

Standard Models 212°F (100°C) @ 0 PSI

Solarmeter® Models 240°F (115°C) @ 0 PSI

Full Scale Accuracy +/- 4%

Meter Body Material Polysulfone

Adapter Material Polysulfone (optional Brass)

O-Ring Material FKM (optional EP)

Approx. Shipping Weight 1/2lb. (.23 kg)

F-440 ORDERING GUIDELINES

STANDARD LIQUID MODELS

MODEL NUMBER	Pipe Size M/NPT	DUAL SCALE RANGE		Float Material
		GPM	LPM	
F-44250(*)-6	3/8"	.025 to .250	0.1 to 1.0	PVDF
F-44250(*)-8	1/2"	.025 to .250	0.1 to 1.0	PVDF
F-44375(*)-6	3/8"	0.1 to 1.0	0.4 to 4.0	316 SS
F-44375(*)-8	1/2"	0.1 to 1.0	0.4 to 4.0	316 SS
F-44376(*)-6	3/8"	0.2 to 2.0	0.8 to 8.0	316 SS
F-44376(*)-8	1/2"	0.2 to 2.0	0.8 to 8.0	316 SS
F-44500(*)-6	3/8"	0.5 to 5.0	1.8 to 18.0	316 SS
F-44500(*)-8	1/2"	0.5 to 5.0	1.8 to 18.0	316 SS
F-44750(*)-8	1/2"	1.0 to 10.0	5.0 to 37.5	316 SS
F-44750(*)-12	3/4"	1.0 to 10.0	5.0 to 37.5	316 SS
		GPH	LPH	
F-44330(*)-6	3/8"	3.0 to 30.0	10 to 110	PTFE
F-44330(*)-8	1/2"	3.0 to 30.0	10 to 110	PTFE
F-44560(*)-6	3/8"	5.0 to 60.0	20 to 220	316 SS
F-44560(*)-8	1/2"	5.0 to 60.0	20 to 220	316 SS

MODEL Variations

*L = In-Line Model is listed

*LE = Panel Mount Model

*LA = Adjustable Model

*LK = In-Line K-Series - specially equipped units for liquid (highly corrosive)

*LKE = Panel Mount K-Series

*LKA = Adjustable K-Series

PIPE SIZES

Standard Models: 3/8" F/NPT, 1/2", 3/4" M/NPT
Solarmeter® Models: 3/8" F/NPT, 1/2" or 3/4" M/NPT, and 1/2" or 3/4" SWEAT in-line fittings


FLOW RATES

0.025 to 10 U.S. GPM

0.1 to 37.5 LPM

3 to 60 GPH

10 to 220 LPH



F-44500LA-8 WITH 90° ADAPTERS AND ADJUSTMENT VALVE

F-44500L-8 IN-LINE

F-450N SERIES Performance and Versatility

F-450N BENEFITS

- Adjustable Flow Indicating Marker.
- Engineered with large half union connections.
- Oversized o-rings for Superior seal.
- All wetted parts are PVDF or Polypropylene.
- Tough Polysulfone meter body resists high temperatures and pressures.*
- 4" approximate scale length for easy reading.
- Direct reading permanent scale.
- In-line or Panel mount configurations available.
- Optional integral flow adjustment valve.
- Standard models have #316 Stainless Steel or PTFE float. (Optional K-series Hastelloy C-276 or PTFE).
- Not recommended for direct sunlight.
- Solarmeter® units available with in-line Brass adapters. Contact factory for additional information.

F-450N ORDERING GUIDELINES

STANDARD LIQUID MODELS

MODEL NUMBER	Pipe Size	DUAL SCALE RANGE		Float Material
		GPM	LPM	
F-45375(*)-6	3/8" F/NPT	.1 to 1	.4 to 4	PTFE
F-45375(*)-8	1/2" M/NPT	.1 to 1	.4 to 4	PTFE
F-45376(*)-6	3/8" F/NPT	.2 to 2	1 to 7.5	316 SS
F-45376(*)-8	1/2" M/NPT	.2 to 2	1 to 7.5	316 SS
F-45500(*)-6	3/8" F/NPT	.5 to 5	2 to 20	316 SS
F-45500(*)-8	1/2" M/NPT	.5 to 5	2 to 20	316 SS
F-45500(*)-12	3/4" M/NPT	.5 to 5	2 to 20	316 SS
F-45750(*)-12	3/4" M/NPT	1 to 10	4 to 40	316 SS

MODEL Variations

*L = In-Line Model is listed

*LE = Panel Mount Model

*LA = Adjustable Model

*LK = In-Line K-Series - specially equipped units for liquid (highly corrosive)

*LKE = Panel Mount K-Series

*LKA = Adjustable K-Series

F-450N SPECIFICATIONS

Max. Working Pressure 175 psig (10.3 bar) @ 70°F (21°C)

Max. Fluid Temperature

Standard Models 212°F (100°C) @ 0 PSI

Solarmeter® Models 240°F (115°C) @ 0 PSI

Full Scale Accuracy +/- 4%

Meter Body Material Polysulfone

Adapter Material Polysulfone (optional Brass)

O-Ring Material FKM (Optional EP)

Max. Pressure Drop 2 psi

Approx. Shipping Weight 1/2lb. (.23 kg)

PIPE SIZES

Standard Models: 3/8" F/NPT, 1/2", 3/4" M/NPT

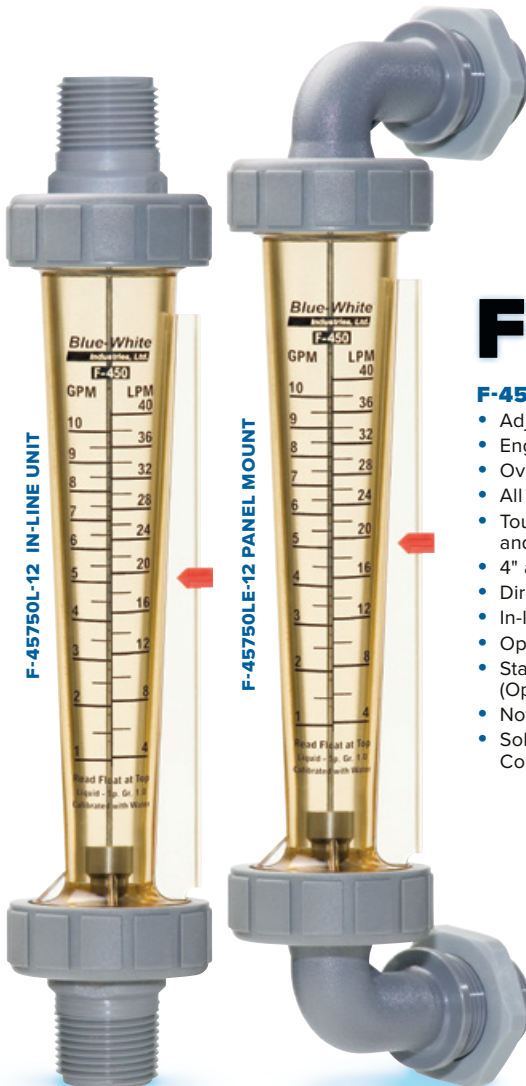
Solarmeter® Models: 1/2", 3/4" M/NPT, 1/2",

3/4" SWEAT in-line only.

FLOW RATES

0.1 to 10 GPM

4 to 40 LPM



F-45750L-12 IN-LINE UNIT

F-45750LE-12 PANEL MOUNT

*The factory does not guarantee their flowmeters for use with liquids other than water. Customers are required to do their own compatibility testing.

F-451 SERIES Quality. Versatility.

F-451 BENEFITS

- A Heat and Chemical resistant meter body of injection molded Polysulfone.*
- Floats are #316 S.S. or PTFE, depending on calibration.
- Permanent, easy to read screen printed scales.
- 1" F/NPT Polysulfone adapters, or 1-1/2" PVC adapters (depending on model ordered).
- FKM O-ring Seals, Optional EP.
- Accuracy \pm 3%.
- May be ordered with 90° elbow adapters.
- Available with 1" brass sweat or brass F/NPT adapters.
- Available with Polycarbonate Protective Shield.
- Not recommended for direct sunlight applications.
- Optional K Series for corrosive applications.

F-451 ORDERING GUIDELINES

MODEL NUMBER	CALIBRATION		ADAPTER SIZE
	GPM	LPM	
F-451006LHN	0.5 to 6	to 22	1" F/NPT
F-451001LHN	1.0 to 10	4 to 40	1" F/NPT
F-451002LHN	2.0 to 20	7.5 to 75	1" F/NPT
F-451003LHN	3.0 to 30	12 to 115	1" F/NPT
F-451004LHN	4.0 to 40	15 to 155	1" F/NPT

1-1/2" F/NPT PVC Adapters

MODEL NUMBER	CALIBRATION		ADAPTER SIZE
	GPM	LPM	
F-451006LHN-24	0.5 to 6	to 22	1-1/2" F/NPT
F-451001LHN-24	1.0 to 10	4 to 40	1-1/2" F/NPT
F-451002LHN-24	2.0 to 20	7.5 to 75	1-1/2" F/NPT
F-451003LHN-24	3.0 to 30	12 to 115	1-1/2" F/NPT
F-451004LHN-24	4.0 to 40	15 to 155	1-1/2" F/NPT

PIPE SIZES

1", 1-1/2" F/NPT
Brass: 1" F/NPT or Sweat

FLOW RATES

0.5 to 40 GPM
2 to 155 LPM

DIMENSIONS

Height: 14-1/2" (36.8cm)
Width: 3-5/16" (8.4cm)

F-451 SPECIFICATIONS

Max. Working Pressure 150 psi (10 Bar) @ 70°F (21°C)
Max. Fluid Temperature Polysulfone adapters: 212°F (100°C) @ 0 PSI.
PVC adapters: 130°F (54°C) @ 0 PSI
Full Scale Accuracy \pm 3%
Meter Body Material Polysulfone
Adapter Material 1" Polysulfone & 1 1/2" PVC
O-Rings FKM (Optional EP)
Float Material #316 SS, Hastelloy C or PTFE, depending on calibration.
Max. Pressure Drop 2 psi
Approx. Shipping Weight 3 lbs. (1.36 kg.)

F-451 WITH PROTECTIVE SHIELD



F-452N SERIES High Capacity.

F-452N BENEFITS

- One piece Polysulfone meter body resists high temperatures and pressures.*
- 316 Stainless Steel or Hastelloy rod guided float.
- Direct reading permanent scale.
- Adapters and unions engineered for maximum protection from misalignment and vibration.
- Optional Polycarbonate Protective Shield.
- Not recommended for direct sunlight.
- Optional K Series for corrosive applications.

F-452N SPECIFICATIONS

Max. Working Pressure 150 psig (10.3 bar) @ 70°F (21°C)
Max. Fluid Temperature 212°F (100°C) @ 0 PSI
Full Scale Accuracy \pm 2%
Meter Body Material Polysulfone
Union Nuts Glass fiber reinforced Nylon
Guide Rod Material 316 Stainless Steel
Options: Hastelloy C-276
O-Ring Material FKM (Optional EP)
Max. Pressure Drop 2 psi
Approx. Shipping Weight 5 lb. (2.27 kg)

PIPE SIZES

2" F/NPT

FLOW RATES

2 to 175 GPM
8 to 675 LPM

DIMENSIONS

Height: 18-7/8" (47.9cm)
Width: 4-5/8" (11.7cm)

F-452 ORDERING GUIDELINES

MODEL NUMBER	DUAL SCALE RANGE		ADAPTER SIZE
	GPM	LPM	
F-452020LHN	2 to 20	8 to 78	2" F/NPT
F-452060LHN	6 to 60	30 to 230	2" F/NPT
F-452080LHN	8 to 80	40 to 300	2" F/NPT
F-452100LHN	6 to 100	20 to 380	2" F/NPT
F-452130LHN	20 to 130	80 to 500	2" F/NPT
F-452175LHN	25 to 175	100 to 675	2" F/NPT

F-452N



* The factory does not guarantee their flowmeters for use with liquids other than water. Customers are required to do their own compatibility testing. Request Kit #70000-718, at no charge.

F-460 & F-461 SERIES For Ultra Pure & Corrosive Environments



F-460 & F-461 BENEFITS

- Polysulfone meter body with precisely engineered float guide ribs.
- No metal in the fluid path.
- Direct reading permanent scale.
- Ideal for corrosive environments* such as Deionized Water or other applications where an all plastic meter is desirable.
- Not recommended for direct sunlight.

F-460 & F-461 SPECIFICATIONS

Max. Working Pressure 150 psig (10.3 bar) @ 70°F (21°C)
 Max. Fluid Temperature PVDF adapters: 210°F (98°C) @ 0 PSI, PVC adapters: 130°F (54°C) @ 0 PSI
 Full Scale Accuracy +/- 2-1/2%
 Meter Body Material Polysulfone
 Float Material PTFE
 O-ring Seals FKM
 Max. Pressure Drop 2 psi
 Approx. Shipping Weight F-460 = 1 lb. (.45 kg), F-461 = 3 lb. (1.4 kg)

F-460 PIPE SIZES

1/2" and 3/4" F/NPT
 1/2" and 3/4" Socket Fusion

F-460 FLOW RATES

0.1 to 5.0 U.S. GPM
 0.4 to 20 LPM

F-460 DIMENSIONS

Height: 10" (25.4cm)
 Width: 1-3/4" (4.4cm)

F-461 PIPE SIZES

1" F/NPT and 1" Socket Fusion

F-461 FLOW RATES

1 to 35 GPM
 4 to 130 LPM

F-461 DIMENSIONS

Height: 15"
 Width: 2-3/4"

F-460 & F-461 ORDERING GUIDELINES

STANDARD F-460 LIQUID MODELS with F/NPT Adapters

MODEL NUMBER	Pipe Size	DUAL SCALE RANGE	
		GPM	LPM
F-46010LX-08(*)	1/2"	0.1 to 1.2	0.4 to 4.4
F-46010LX-12(*)	3/4"	0.1 to 1.2	0.4 to 4.4
F-46020LX-08(*)	1/2"	0.2 to 2.0	0.8 to 8.0
F-46020LX-12(*)	3/4"	0.2 to 2.0	0.8 to 8.0
F-46030LX-08(*)	1/2"	0.3 to 3.0	1.0 to 11
F-46030LX-12(*)	3/4"	0.3 to 3.0	1.0 to 11
F-46050LX-08(*)	1/2"	0.5 to 5.0	2.0 to 20
F-46050LX-12(*)	3/4"	0.5 to 5.0	2.0 to 20

STANDARD F-461 LIQUID MODELS with F/NPT Adapters

MODEL NUMBER	Pipe Size	DUAL SCALE RANGE	
		GPM	LPM
F-461100LX-16(*)	1"	1 to 10	4 to 40
F-461200LX-16(*)	1"	2 to 20	5 to 75
F-461300LX-16(*)	1"	3 to 35	12 to 130

MODEL Variations

*P= PVC Adapter


*K= PVDF Adapter

PVC Union Nuts = replace "X" with "P"

Contact factory for Socket Fusion Models.



Butt Fusion & Socket Fusion Fittings
 AVAILABLE FOR F-460, F-461, AND F-462
 Polypropylene or PVDF Butt Fusion & Socket Fusion Fittings for ULTRA PURE APPLICATIONS



F-462 WITH RIB GUIDED FLOAT

High Capacity. Top Performance.

F-462 BENEFITS

- Polysulfone meter body with precisely engineered float guide ribs.
- No metal in the fluid path.
- Direct reading permanent scale.
- Ideal for corrosive environments* such as Deionized Water or other applications where an all plastic meter is desirable.
- Not recommended for direct sunlight.

F-462 SPECIFICATIONS

Max. Working Pressure 150 psig (10.3 bar) @ 70°F (21°C)
 Max. Fluid Temperature 200°F (93°C) @ 0 PSI
 Full Scale Accuracy +/- 2-1/2%
 Meter Body Material Polysulfone
 Float Material PTFE
 O-ring Seals FKM (Optional EP)
 Max. Pressure Drop 2 psi
 Approx. Shipping Weight 5 lb. (2.27 kg)

PIPE SIZES

2" F/NPT, 2" Socket Fusion,
 63mm Butt Fusion

FLOW RATES

2 to 80 GPM
 8 to 300 LPM

DIMENSIONS

Height: 18-7/8" (47.9cm)
 Width: 4-5/8" (11.7cm)

F-462 ORDERING GUIDELINES

STANDARD F-462 LIQUID MODELS with 2" F/NPT Adapters

MODEL NUMBER	Pipe Size	DUAL SCALE RANGE		Adapter Material	Float Material
		GPM	LPM		
F-462200LX-32H	2" F/NPT	2 to 20	8 to 80	Polysulfone	PTFE
F-462500LX-32H	2" F/NPT	5 to 50	20 to 200	Polysulfone	PTFE
F-462800LX-32H	2" F/NPT	8 to 80	30 to 300	Polysulfone	PTFE

STANDARD F-462 LIQUID MODELS with 2" Socket Fusion Adapters

MODEL NUMBER	Pipe Size	DUAL SCALE RANGE		Adapter Material	Float Material
		GPM	LPM		
F-462200LX-33G	2" S.F.	2 to 20	8 to 80	Polypropylene	PTFE
F-462500LX-33G	2" S.F.	5 to 50	20 to 200	Polypropylene	PTFE
F-462800LX-33G	2" S.F.	8 to 80	30 to 300	Polypropylene	PTFE
F-462200LX-33K	2" S.F.	2 to 20	8 to 80	PVDF	PTFE
F-462500LX-33K	2" S.F.	5 to 50	20 to 200	PVDF	PTFE
F-462800LX-33K	2" S.F.	8 to 80	30 to 300	PVDF	PTFE

STANDARD F-462 LIQUID MODELS with 63mm Butt Fusion Adapters

MODEL NUMBER	Pipe Size	DUAL SCALE RANGE		Adapter Material	Float Material
		GPM	LPM		
F-462200LX-34G	63mm B.F.	2 to 20	8 to 80	Polypropylene	PTFE
F-462500LX-34G	63mm B.F.	5 to 50	20 to 200	Polypropylene	PTFE
F-462800LX-34G	63mm B.F.	8 to 80	30 to 300	Polypropylene	PTFE
F-462200LX-34K	63mm B.F.	2 to 20	8 to 80	PVDF	PTFE
F-462500LX-34K	63mm B.F.	5 to 50	20 to 200	PVDF	PTFE
F-462800LX-34K	63mm B.F.	8 to 80	30 to 300	PVDF	PTFE

MODEL Variations

Polycarbonate shield = add the letter "C" to the end of the model number.
 PVC Union Nuts = replace "X" with "P"

* The factory does not guarantee their flowmeters for use with liquids other than water. Customers are required to do their own compatibility testing.

BW DIGIMETER PADDLEWHEEL FLOWMETERS

THE BW DIGI-METER® IS THE METER OF CHOICE WHEN YOUR APPLICATION REQUIRES AN INNOVATIVE, ACCURATE AND VERSATILE DIGITAL FLOWMETER.

BW DIGIMETER F-1000 Paddlewheel Flowmeter

BLUE-WHITE'S CAREFULLY ENGINEERED BW DIGI-METER® F-1000 SERIES INCLUDE PREMIER FEATURES AND PROVIDE OUTSTANDING PERFORMANCE.

Three versions of the BW DIGI-METER® F-1000 are offered. The F-1000RB Unit is a rate meter only; the F-1000TB Unit is a flow totalizer; and the F-1000RT Unit is both a Rate Meter and Flow Totalizer. BW DIGI-METERS are available with a number of configuration and mounting style options. If you don't see the unit that meets your requirements here, please contact our courteous and knowledgeable staff for assistance.

F-1000 BENEFITS

- Easy to read six digit LCD, up to four decimal positions.
- Tamper proof.
- Battery operated (2 AAA batteries included).
- Three model variations:
 - RB = RATE ONLY
 - TB = TOTAL ONLY
 - RT = RATE & TOTALIZER
- Total reset function can be disabled.
- Display update time: Rate 1.5 sec., Total 0.5 sec.
- Factory calibrated - nothing to program.
- Custom calibration units available. Contact the factory.
- Weather resistant ABS enclosure. NEMA 4X
- Calibration Units: GPM, LPM, M3/H, oz/min, GPH, LPH.
- LCD is not recommended for direct sunlight applications.

F-1000 SPECIFICATIONS WITH SADDLE MOUNT BODY

Max. Working Pressure 300 psig (20 bar) @ 70° F (21° C)
 Max. Fluid Temperature 200° F (93° C) @ 0 PSI (all PVDF saddle fittings)
 140° F (60° C) @ 0 PSI (all PVC saddle fittings)
Note: Temperature rating of F-1000 only. Actual pipe rating may vary.
 Full scale accuracy +/- 2%
 Saddle material PVDF (1-1/2", 2", 3", 50mm, 63mm, 90mm sizes)
 PVC (all other sizes)
 Sensor/Paddle/Axle material PVDF
 O-ring seals FKM (Optional EP)
 Max. pressure drop 0 psi (no significant drop)
 Approximate shipping wt. 2 lb. (.91 kg)

WITH SOLVENT WELD OR STAINLESS STEEL TEE BODY

Max. Working Pressure
 316 SS Tee fittings 300 psig (20 bar) @ 70° F (21° C)
 PVC Tee fittings 200 psig (13.8 bar) @ 70° F (21° C)
 Max. Fluid Temperature
 316 SS Tee fittings 200° F (93° C) @ 0 PSI
 PVC Tee fittings 140° F (60° C) @ 0 PSI
 Full scale accuracy +/- 2%
 Tee material options 316 Stainless Steel, PVC
 Body, Paddle, Axle material PVDF
 O-ring seals FKM (Optional EP)
 Max. pressure drop 0 psi (no significant drop)
 Approximate shipping wt. 2 lb. (.91 kg)

WITH MOLDED IN-LINE BODY

Max. Working Pressure 300 psig (20 bar) @ 70° F (21° C)
 Max. Fluid Temperature 200° F (93° C) @ 0 PSI
 Full scale accuracy +/- 2%
 Meter body material Polysulfone
 Sensor/Paddle/Axle material PVDF
 O-ring seals FKM (Optional EP)
 Max. pressure drop 8 psi (varies per model)
 Approximate shipping wt. 2 lb. (.91 kg)



BW DIGI-METER® F-1000 WITH SOLVENT TEE BODY

PIPE SIZES
 1", 1-1/2", 2", 3"



BW DIGI-METER® F-1000 WITH SADDLE MOUNT

PIPE SIZES
 1-1/2", 2", 2-1/2", 3", 4", 6", 8", 10", 12"



BW DIGI-METER® F-1000 WITH MOLDED IN-LINE BODY

PIPE SIZES
 1/4", 3/8", 1/2", 3/4", 1", 2" M/NPT

BW DIGIMETER F-2000 Paddlewheel Flowmeter

THE THOUGHTFULLY ENGINEERED BW DIGI-METER® F-2000 COMBINE INNOVATIVE FEATURES AND BENEFITS, AND THE FINEST MATERIALS OF CONSTRUCTION TO PROVIDE AN ACCURATE AND VERSATILE DIGITAL FLOWMETER.

If you don't see the unit that matches your requirements listed here, please contact our courteous and knowledgeable staff for assistance.

FOUR MODEL VARIATIONS

RT = Rate and Totalizer. Transformer or battery operated.

AO = 4-20mA, 0-10 VDC analog output, flow rate & totalizer. Transformer operated.

PC = Batch processing, flow rate alarm, proportional chemical metering, flow rate and totalizer. Transformer operated.

AP = Analog output, batch processing, flow rate alarm, proportional chemical metering, flow rate and totalizer. Transformer operated.

F-2000 BENEFITS

- Easy to read 8 digit LCD, up to 4 decimal positions.
- Flow rate and Total flow display.
- AC/DC transformer or battery operated (RT models only). 4 AA batteries.
- Factory programmed with calibration certificate.
- Field programmable via front panel touch pad.
- Front panel security lockout.
- Total reset function can be disabled.
- Weather resistant ABS enclosure. NEMA 4X.
- Note: LCD is not recommended for direct sunlight applications.
- Panel mounting option available.
- Custom calibration units available. Contact the factory.

F-2000 SPECIFICATIONS

WITH SADDLE MOUNT BODY

Max. Working Pressure 300 psig (20 bar) @ 70°F (21°C)

Max. Fluid Temperature 200°F (93°C) @ 0 PSI
 (all PVDF saddle fittings)
 140°F (60°C) @ 0 PSI
 (all PVC saddle fittings)

Note: Temperatures rating of F-2000 only. Actual pipe rating may vary.

Full Scale Accuracy +/- 1%
 Sensor/Paddle/Axle Material PVDF
 O-ring Seals FKM
 Max. Pressure Drop 0 psi (no significant pressure drop)
 Approx. Shipping Weight 4lb. (1.8 kg)

WITH SOLVENT WELD OR STAINLESS STEEL TEE BODY

Max. Working Pressure
 316 SS Tee fittings 300 psig (20 bar) @ 70°F (21°C)
 PVC Tee fittings 200 psig (13.8 bar) @ 70°F (21°C)

Max. Fluid Temperature
 316 SS Tee fittings 200°F (93°C) @ 0 PSI
 PVC Tee fittings 140°F (60°C) @ 0 PSI

Full scale accuracy +/- 1%
 Tee material options 316 Stainless Steel, PVC
 Body, Paddle, Axle material PVDF
 O-ring seals FKM (Optional EP)
 Max. pressure drop 0 psi (no significant drop)
 Approximate shipping wt. 4 lb. (.91 kg)

WITH MOLDED IN-LINE BODY

Max. Working Pressure 300 psig (20 bar) @ 70°F (21°C)
 Max. Fluid Temperature 200°F (93°C) @ 0 PSI

Full Scale Accuracy +/- 1%
 Sensor/Paddle/Axle Material PVDF
 O-ring Seals FKM
 Max. Pressure Drop 8 psi (varies per model)
 Approx. Shipping Weight 4lb. (1.8 kg)



BW DIGI-METER® F-2000 WITH MOLDED IN-LINE BODY
PIPE SIZES
 3/8", 1/2", 3/4", 1", 1-1/2", 2"



BW DIGI-METER® F-2000 WITH SOLVENT WELD WITH SOLVENT WELD TEE BODY
PIPE SIZES
 1", 1-1/2", 2", 3"

BW DIGI-METER® F-2000 WITH SADDLE MOUNT
PIPE SIZES
 1-1/2", 2", 2-1/2", 3", 4", 6", 8", 10", 12"



BW DIGI-METER® F-2000 PANEL MOUNT

BW DIGIMETER F-2000 Flow Monitoring System

BW DIGI-METER® F-2000 SERIES ELECTRONIC INSERTION STYLE FLOWMETERS, ARE WELL SUITED FOR MONITORING FLOW IN MUNICIPAL WATER AND WASTEWATER APPLICATIONS.

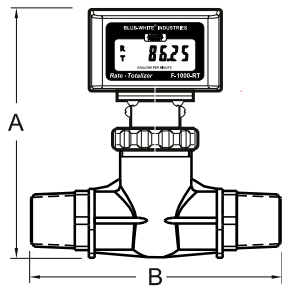
The clamp on saddle fitting and insertion sensor is quickly installed on IPS (ASTM-D-1785) pipe sizes from 1-1/2" through 12" and metric (DIN 8062) pipe sizes from 50mm through 315mm. The electronic display and communication enclosure can be mounted directly to the sensor, or remotely mounted to a pipe or panel.

Standard F-2000 models display flow rate and accumulated total flow, and include an NPN open collector output for communication with data loggers, SCADA systems, and other external devices.



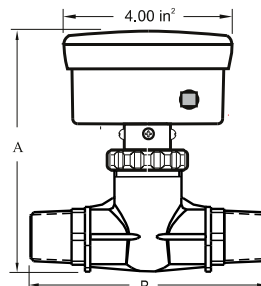
BW DIGIMETER®
F-2000 FLOW MONITORING SYSTEM

BW DIGIMETER F-1000 & F-2000 Dimensions



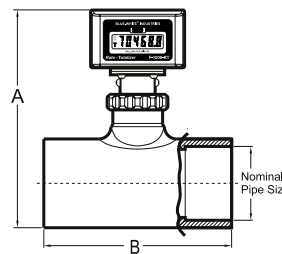
F-1000 with MOLDED In-Line Body

PIPE SIZE	A	B
3/8" MPT	5-3/8" (13.7cm)	4-3/4" (12.1cm)
1/2" MPT	5-3/8" (13.7cm)	5-1/8" (13.0cm)
3/4" MPT	5-3/8" (13.7cm)	5-1/4" (13.3cm)
1" MPT	5-3/8" (13.7cm)	5-5/8" (14.3cm)
1-1/2" MPT	6-1/8" (15.6cm)	6-1/2" (16.5cm)
2" MPT	6-3/8" (16.2cm)	6-3/4" (17.1cm)



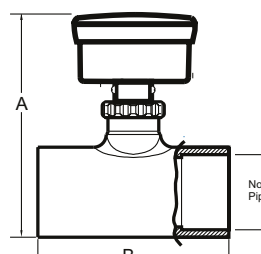
F-2000 with MOLDED In-Line Body

PIPE SIZE	A	B
3/8" MPT	5-7/8" (14.9cm)	4-3/4" (12.1cm)
1/2" MPT	5-7/8" (14.9cm)	5-1/8" (13.0cm)
3/4" MPT	6" (15.2cm)	5-1/4" (13.3cm)
1" MPT	6" (15.2cm)	5-5/8" (14.3cm)
1-1/2" MPT	6-1/2" (16.5cm)	7" (17.8cm)
2" MPT	6-3/4" (17.1cm)	7" (17.8cm)



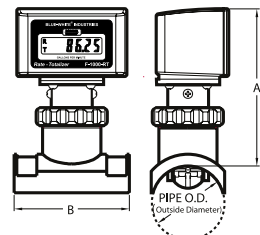
F-1000 with SOLVENT TEE Body

PIPE SIZE	A	B
1"	6" (15.2cm)	4" (10.2cm)
1-1/2"	6-5/8" (16.8cm)	4-1/2" (11.4cm)
2"	7-1/8" (18.1cm)	4-3/4" (12.1cm)
3"	8" (20.3cm)	5-1/2" (14.0cm)



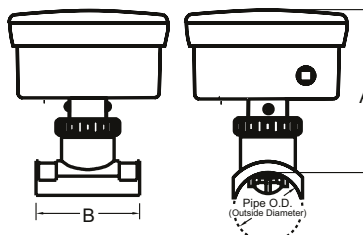
F-2000 with SOLVENT TEE Body

PIPE SIZE	A	B
1"	6" (15.2cm)	4" (10.2cm)
1-1/2"	6-5/8" (16.8cm)	4-1/2" (11.4cm)
2"	7-1/8" (18.1cm)	4-3/4" (12.1cm)



F-1000 with SADDLE MOUNT Body

PIPE SIZE (mm)	A	B
150(050)	4-5/16" (11.0cm)	3-3/16" (8.1cm)
200(063)	4-5/16" (11.0cm)	3-3/16" (8.1cm)
300(090)	4-5/16" (11.0cm)	3-3/16" (8.1cm)
400(110)	4-5/16" (11.0cm)	3-3/16" (8.1cm)
600(160)	4-1/4" (10.8cm)	3-3/16" (8.1cm)
800(200)	4-1/4" (10.8cm)	3-3/16" (8.1cm)
1000(250)	4-1/4" (10.8cm)	4-1/2" (11.4cm)
1200(315)	4-1/4" (10.8cm)	4-1/2" (11.4cm)



F-2000 with SADDLE MOUNT Body

PIPE SIZE (mm)	A	B
150(050)	4-1/2" (11.4cm)	3-3/16" (8.1cm)
200(063)	4-1/2" (11.4cm)	3-3/16" (8.1cm)
300(090)	4-1/2" (11.4cm)	3-3/16" (8.1cm)
400(110)	4-1/2" (11.4cm)	3-3/16" (8.1cm)
600(160)	4-3/8" (11.1cm)	3-3/16" (8.1cm)
800(200)	4-3/8" (11.1cm)	3-3/16" (8.1cm)
1000(250)	4-3/8" (11.1cm)	4-1/2" (11.4cm)
1200(315)	4-1/2" (11.4cm)	4-1/2" (11.4cm)

BW DIGIMETER F-2000 with Digital Hall Effect Output Signal

F-2000 BENEFITS

- TTL/CMOS compatible, current sinking output signal.
- Optional AC sine wave output sensor available.
- One mile signal range without boosters.
- NEMA 4X rated.

F-2000 SPECIFICATIONS

Max. Working Pressure 300 psig (20 bar) @ 70° F (21° C)
 Max. Fluid Temperature 200° F (93° C) @ 0 PSI
 (Polypro and PVDF saddles)
 140° F (60° C) @ 0 PSI
 (PVC saddles and TEE fittings)

Note: Temperature rating of F-2000 only.
 Actual pipe rating may vary.

Power Requirements FH: 6-24 VDC, AC/DC transformer sold separately.
 FC: None
 Full Scale Accuracy +/- 1%
 Sensor/Paddle/Axle Material : PVDF
 O-ring Seals FKM (Optional EPDM)
 Approx. Shipping Weight 2 lb. (0.9 kg)



SADDLE FITTING

MOLDED FITTING

BW DIGIMETER F-1000 & F-2000 Installation Options

BLUE-WHITE F-1000 AND F-2000

FLOWMETER model numbers include a pipe fitting as part of the complete model number. Although it is possible to purchase the pipe fittings separately, it is not necessary.



SADDLE FITTINGS

SADDLE FEATURES

- 1-1/2" thru 3" (50mm thru 90mm) injection molded PVDF.
- 4" thru 12" (110mm thru 315mm) machined from solid PVC sheet stock.
- Installs on existing pipe – no other fittings are required.
- No added pressure drop to system.
- Ships with metal clamps to secure fitting to pipe.

SADDLE SPECIFICATIONS

Max. PSI 300 psig (20 bar) @ 70° F (21° C)
 Max. Temp 200° F (93° C) @ 0 PSI (PVDF)
 140° F (60° C) @ 0 PSI (PVC)

Note: Temperature rating of pipe fitting only. Actual pipe rating may vary.

I.P.S. PIPE SIZES:

1-1/2", 2", 2-1/2", 3", 4", 6", 8", 10", 12"

METRIC PIPE SIZES:

50, 63, 90, 110, 160, 200, 250, 315MM

MOLDED IN-LINE

- One piece injection molded construction.
- Male pipe thread In-line installation.
- Polypropylene fittings for standard applications.
- PVDF material for highly corrosive applications.


MOLDED IN-LINE SPECIFICATIONS

Max. PSI 300 psig (20 bar) @ 70° F (21° C)
 Max. Temp 200° F (93° C) @ 0 PSI

Note: Temperature rating of pipe fitting only.
 Actual pipe rating may vary.

PIPE SIZES:

3/8", 1/2", 3/4", 1", 1-1/2", 2" M/NPT



MOLDED FITTINGS

TEE FEATURES

- Easy to install.
- No added pressure drop to system.

TEE SPECIFICATIONS

Max. PSI
 316 SS TEE 300 psig (20 bar) @ 70° F (21° C)
 PVC TEE 200 psig (13.8 bar) @ 70° F (21° C)
 Max. Temp
 316 SS TEE 200° F (93° C) @ 0 PSI
 PVC TEE 140° F (60° C) @ 0 PSI

PIPE SIZES:

1", 1-1/2", 2", 3"



TEE FITTINGS

Blue-White[®]
Industries, Ltd.

5300 BUSINESS DRIVE
 HUNTINGTON BEACH, CA 92649 USA

Phone: 714-893-8529

Fax: 714-894-9492

E-mail: sales@blue-white.com

www.blue-white.com

AUTHORIZED REPRESENTATIVE